

STETPACK OIL INTERCEPTORS

TWO STAGE RECTANGULAR UNIT (TS)



APPLICATIONS

Oily wastes and rainwater run-off streams at power stations, rail yards, maintenance depots, transport depots, industrial sites, waste treatment facilities, oil storage sites and ships' bilge and ballast onshore treatment. In fact, any place where free oil contamination is a problem. The units are often used as pre-treatment to further processes such as dissolved or induced air flotation, electrocoagulation and/or biological treatment. They should be selected where especially stringent effluent requirements have been specified, in environmentally sensitive areas or where the risk of oil contamination to further processes would have significant effects.

OPTIONS & ACCESSORIES

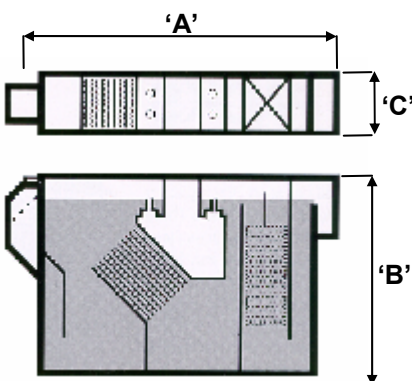
Stetpack two-stage units can be supplied with all the same options as for the single-stage units, but with the addition of an Automatic Air Backflushing feature for the second stage coalescer. The latter item comprises an air manifold located beneath the media bed with associated controls. It is arranged to admit compressed air, either on an automatic timed basis or for manual initiation via a control valve. This feature allows denser media to be employed with better separation and lessens the risk of blockage by any entrained solids.

PERFORMANCE

The system is designed to capture 100% of 50 micron oil droplets, under the same conditions as the single stage unit, plus a high proportion of smaller dispersed droplets, depending upon the density of coalescing media employed. The second stage, which is mounted in stainless steel baskets, can be specified to suit the required performance, possibly at some cost in terms of maintenance.

Typically, effluents are achieved in the range 10 - 30mg/l with 5 - 2mg/l being possible. In some cases, where a further treatment such as Dissolved Air Flotation (DAF) or Electrocoagulation are being considered, the two-stage unit may achieve an adequate performance in a single stage, rendering further treatment unnecessary.

DIMENSIONS (mm)



Model No.	TS6	TS15	TS30	TS60	TS90	TS120	TS180	TS270	TS360
Flowrate (m ³ /h)	2	4	8	16	24	32	48	72	96
A (mm)	1890	2700	3100	3100	3700	4850	5250	5250	5250
B (mm)	1450	1750	2150	2150	2500	3050	3200	3200	3200
C (mm)	587	587	587	1162	1166	1166	1166	1750	2335
Static wt (kg)	850	1150	1650	2500	2750	4500	6250	8000	12200
Dynamic wt (kg)	2180	2800	4250	8000	11000	16800	22250	33700	45000



Mobile Stetpack TS6 separator with self-cleaning inlet strainer and oil-water monitor

RANGE

Stetpack is a range of oil water separation equipment in three standard types:

- Circular Single-Stage Units
- Rectangular Single-Stage Units
- Rectangular Two-Stage Units

The equipment utilises a corrugated plate arrangement for the first stage and a porous media coalescing second stage. These basic building blocks can be adapted to a wide variety of mechanical configurations and process designs.

AT ONE WITH SEPARATION TECHNOLOGY

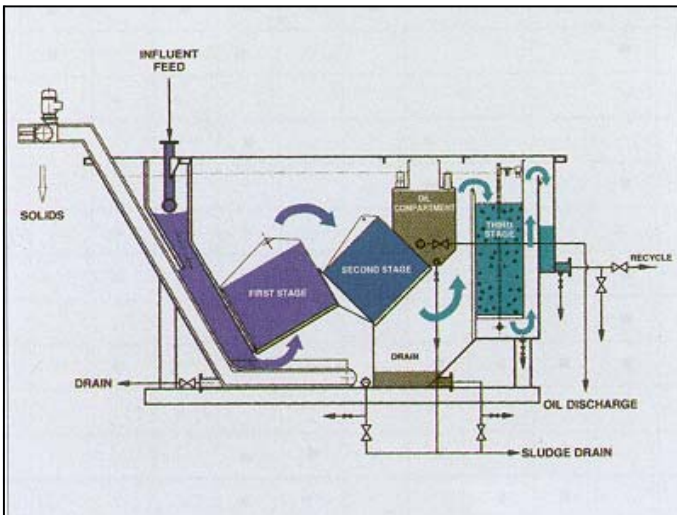
SOLIDS SETTLING APPLICATIONS

The enhanced sedimentation characteristics utilised in our Stetpack range of oil separators can also be used to improve gravity settling of suspended solids. If necessary, the plates can be arranged in Lamella fashion to provide larger passages for the waste and avoid blockage where large volumes or a lack of mobility of the settled solids occurs.

Units can be provided with multiple stages for the separation of solids in the primary section, followed by further plate or coalescing stages for free and dispersed oils.

If necessary, drag conveyors can be provided beneath the initial stages to remove suspended solids as they are precipitated. Alternatively, sludge draw-off points can be provided for removal by tanker.

Provision can be made and plant provided for the addition of chemicals to assist in both solid and oil separation.




Two Stage Stetpack with Drag Conveyor for Solids Removal

LARGE CAPACITY PLANTS

The standard Stetpack range provides capacities up to a nominal 96m³/h. For capacities above this level, the modules can be combined to create much larger separators with capacities in a single unit of up to 480m³/h.

All units can be provided as stand alone steel weldments for installation above ground, or for dropping into a prepared foundation and backfilled, as indicated for the smaller units. Alternatively, sets of internals can be provided for building into concrete interceptors.

We can undertake basic sump design and supply a full kit of parts for in-ground concrete sumps, i.e. plate packs, weirs, support frames, media baskets, etc. These units can be supplied from a flow-rate of 1m³/h to more than 1000m³/h.



FEATURES

Fabricated in substantial mild steel sheet with an epoxy finish for corrosion prevention. Certificates of Conformity and Hydraulic testing are provided as standard.

Stetpacks include an inlet filter device, an integral separated oil receiving tank, adjustable oil discharge weirs, a corrugated plate pack, located in a stainless steel case, with a lifting bar for ease of removal. In the case of two-stage units, a porous media coalescing stage is also located in stainless steel baskets for ease of removal.

Where flooring is provided, access points are available as required and the floor may be fully bolted, sealed and vented for explosion-proof installations. Where loose covers are specified, these are interlocked to prevent rainwater ingress. All handrails and ladders are in accordance with British Standards.

Whilst most units are expected to be installed above ground, the design is suitable for in-ground location. It is suggested that the units be positioned on a dry lean mix base and backfilled with dry lean concrete. To prevent distortion, they should be filled with water before backfilling. The inlet and outlet connections can be specified to suit.



Stetfield Separators Limited

Parkengue,
Kernick Industrial Estate,
Penryn, Cornwall, TR10 9EP
United Kingdom
Tel: +44 (0)1326 562635
Fax: +44 (0)1326 563316

Web Site: www.stetfield.com
email: sales@stetfield.com